

## **Development of Table Mats using Hand Painting**

**SAYESHA HANS<sup>1</sup> AND NIDHI VATS<sup>2\*</sup>**

<sup>1</sup>Lecturer and <sup>2</sup>Assistant Professor

<sup>1</sup>Department of Home Science, KVA. DAV. College For Women, Karnal (Haryana) India

<sup>2</sup>Department of Home Science (CTFD), Kurukshetra University, Kurukshetra (Haryana) India

### **ABSTRACT**

The present study was undertaken to design the table mats by fusing naturalized and geometrical motifs on the basis of fabric, aesthetic appeal, acceptability and marketability. For which forty design sheets were developed by manual method, out of which final developments have been done for the top 5 selected sheets. The selection of designs was done by forty respondents. For the evaluation of design sheets five point scale was used and the embellishment of the developed table mats was done by hand painting and cutwork. In which the motifs placement was according to center line, border line and sideline. It was found that all the designs were highly accepted and appreciated by all the respondents. The aim of this study was to enhance the interest of young consumers in handmade art and make them aware about the traditional methods of surface ornamentation and patterns as well.

**Key Words :** Naturalized Motifs, Geometrical motifs, Hand painting

### **INTRODUCTION**

The Folk art in India apparently has a great potential in the international market because of its traditional aesthetic sensibility and authenticity, rich color combinations and many more.

Where the Indian folk arts with printing and painting plays an important role in creating new designs. Escalating demands of consumers requires modification in the fashion industry with respect to design, colour, style -technique. In which Textile designing plays an important role as it is full of creativity and scope with vast horizon, and it's been a demanding and emerging field. Throughout time, textile designers from all over the world have been inspired to decorate their fabrics.

In the same manner, the rich motifs and designs of the various arts and crafts can be readily adapted into contemporary forms to create something new and attractive. One of whose example is the technique of fusion which provides the opportunity to use the adapted traditional motifs on textiles and to preserve the beautiful traditional folk art while giving it a new modern look and aesthetic appeal.

Today many researchers are engaged in using the folk as sources of inspiration and also adapting the traditional motifs to make them suitable to incorporate into textile products like adaptation of natural and geometric, stylized and natural with various technique for creation of various articles of household also like Table mats and Runners.

Motifs play an important role in designing. Each motif, like the fabric itself has an origin,

evaluation and variety in shape and presentation. While in designing, a weaver, embroider, dyer or printer, painter creates dreams of beauty using motifs familiar through culture, religion, environment and history on textiles. Development in any field is essential and continuing process .

So, in the field of home textiles as well. Motifs play an important role in the designing and enrichment of surface to work as an exploration and a medium to express the abstract ideas. As it is basically a decorative image that is especially repeated to form a pattern, which can be created through the use of imagery as well as structural components. Motifs are required for designing any art style that consists of shapes or colours.

According to oxford dictionary:-“ A motif is a decorative device which is applied to a garment or textile to enhance its beauty and make it more appealing”.

There are many types of motifs like naturalized, floral, geometrical, stylized and abstract. Naturalized are widely used in the entire world due to their realistic and traditional linkage and the related believes with them. These motifs are generally inspired from the nature such as animal, birds, trees, fruits, flowers etc.

Geometrical patterns area branch of computational geometry that deals with the construction of free form curves, abstract designs are those that contain some symmetric shapes such as lines, shapes, zig-zag etc.

Hand painting is the technique of applying colour pigment or paint to a surface through the brush by manual method due to which it is known as hand painting.

In the present era almost 80% of the world is accepting the fusion method of embellishment the textile surface as they look attractive and enriched. Bright colours and traditional methods replication enhance the material to another extent. The main reason behind fusing the techniques is purely based upon the demand of the customer and preferences of the population. As need and demand is the mother of invention similarly the fusion has become the need of the designers to encourage and make interest of the customer to buy their product.

### **Objectives:**

- To develop a design range for table mats through fusion of different motifs.
- To produce various techniques and effects of hand paintings through table mats.

## **METHODOLOGY**

The study was divided into three phases

### **Phase 1:**

#### ***Selection of designs :***

Designs for the development of table mats were developed by the fusion of geometric and naturalized motifs, which were selected from magazines and internet.

#### ***Locale of study :***

The study was conducted in Department of Home Science, Kurukshetra University, Kurukshetra.

### **Phase 2 :**

Total Forty designs were developed manually for the present study.

***Evaluation of developed designs:***

To select the best five designs, sheets were displayed in front of forty respondents and evaluated by them on the basis of color combination, fabric, motifs placement and aesthetic appeal.

***Analysis of design sheet:***

Analysis was done on five point scale and best five designs were developed. The score range for each design was from one to five, after that totaling was done. In the rating five points were given for excellent design, four for very good, three for good, two for fair and one for average. So the designs with the highest marks were selected for development.

**Phase 3 :*****Mats development :***

Table mats were developed by using Hand painting and finishing of borders was done by cut work.

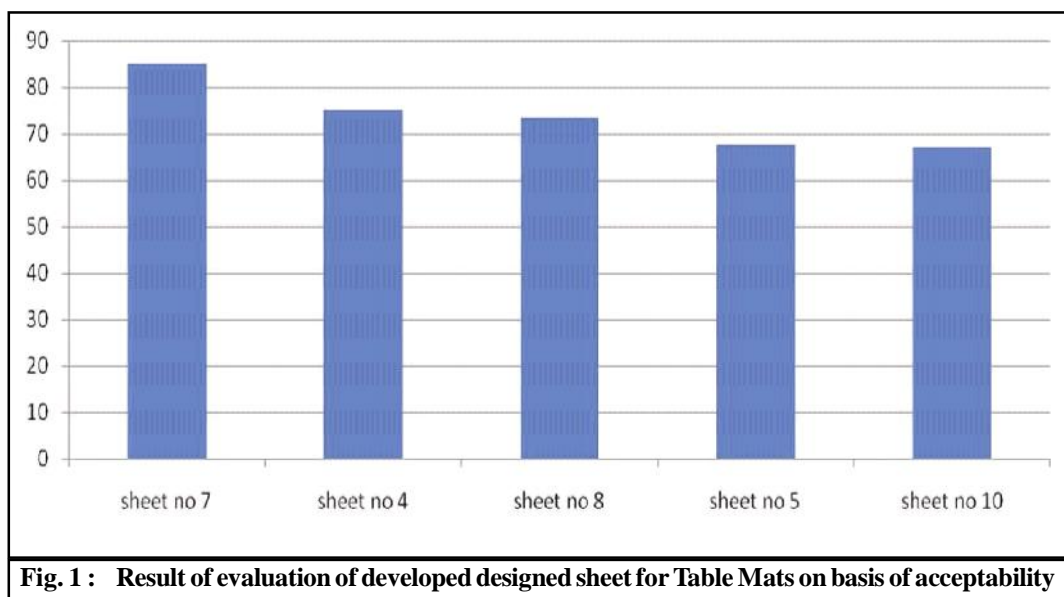
***Assessment of designed mats :***

Best five mats were assessed based on acceptability, overall aesthetic appeal and marketability.

## RESULTS AND DISCUSSION

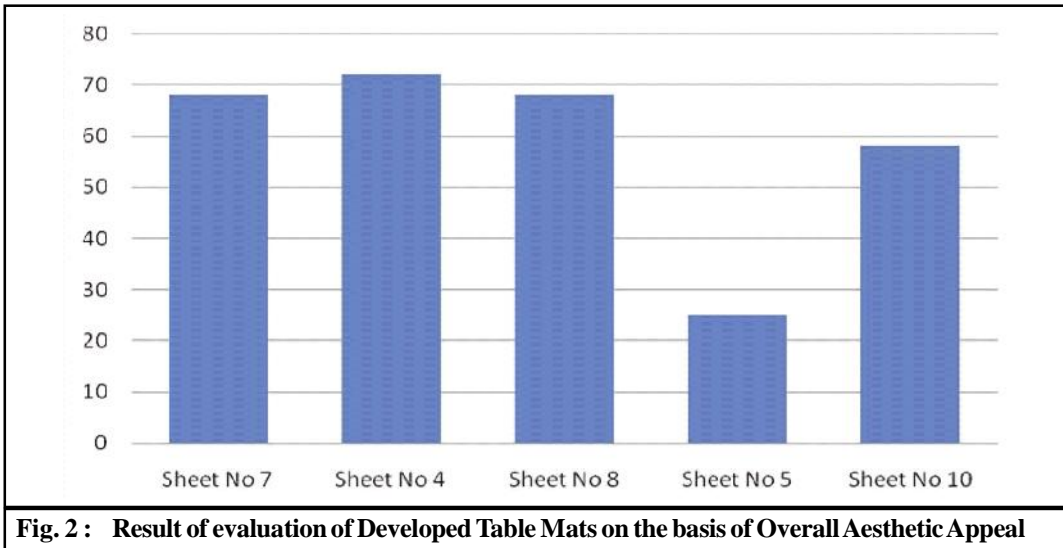
**Results of Evaluation of developed Table mats were on different parameters:**

Developed Table mats were evaluated by the respondents on the basis of acceptability, marketability, aesthetic appeal. Forty respondents were selected for the evaluation. Each of the prepared design sheets was displayed and rating was done on the basis of above mentioned parameters.



**Fig. 1 : Result of evaluation of developed designed sheet for Table Mats on basis of acceptability**

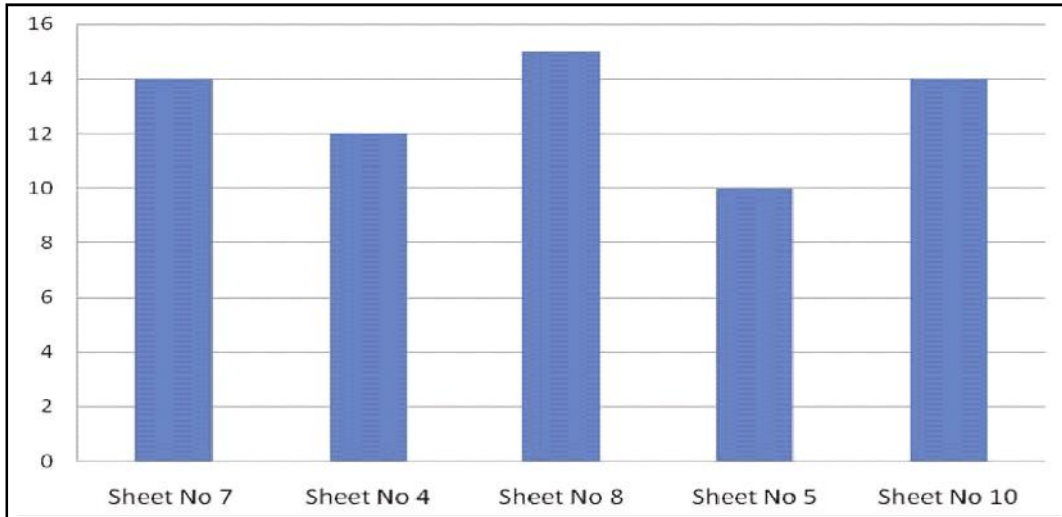
Fig. 1 shows that design sheet no 7 got maximum score whereas design sheet no 10 got minimum score. So sheet no 7 was highly accepted by the respondents.



Graph 2 shows that sheet no 4 was highly accepted by the respondents on the basis of overall aesthetic appeal while on the contrary sheet no 5 was the least accepted. Basis for overall aesthetic appeal were color combinations, motif placements and type of fabric.



DEVELOPMENT OF TABLE MATS USING HAND PAINTING



**Fig. 2 : Result of evaluation of Developed Table Mats on the basis of Overall Aesthetic Appeal**

Fig. 3 demonstrates that all designs were accepted by the respondents for serviceability and marketability. Sheet no 8 was highly accepted.



**Sheet 8 :**

**Final developments :**



**Developed Table Mat:1**



**Developed Table Mat : 2**



**Developed Table Mat : 3**



**Developed Table Mat : 4**

**Conclusion ;**

The most visible manifestation of fashion and lifestyle is mirrored through our clothing and now, it is also impacting our choices for household products also, one of the best examples is the choice of Table mats and runners. Which can be identified the study conducted above on the basis of various Parameters that were liked and appreciated by all the respondents. They graded them

excellent to very good. Thus the designs sheets were prepared using Hand Painting and cut work technique also used in the development of the mats, that increased its overall appeal which made them look more refreshing with bold color combos , and accepted by the respondents. So, it can be concluded that this study will also help the manufacturers to produce something creative with a variety.

## REFERENCES

- Alain, Sliver and James, Ursini (2004). Some visual motifs of Film Noir. ISBN 0-87910-197-0
- Gayathri, M. and Sunitha, R. (2018). Madhubani art- a design inspiration to develop motifs for hand painting on skirts for adolescent girls. *Internat. J. Appl. Home Sci.*, **5** (1) : 124-136
- Negi, Monika and Rani, Anita (2012). New Horizon for ALPAN (Folk art of uttrakhand ) motif through applique. *Internat. J. Research Granthalayah*, **3** (9) : 36-48.
- Sharma, Anshul, Singh, Saroj S. Jeet and Rose, Neelam M (2016). Development of Motifs: Traditional to Contemporary for Saris. *Res. J. Recent Sci.*, **5**(7) : 44-46.
- Upadhayay, Hema and Babel, Sudha (2013). Magic of floor on fabric: Revival of traditional floor painting of Kumaon by contemporary adaptation on apparels. *Asian J. Home Sci.*, **8** (2) : 722-725.

\*\*\*\*\*